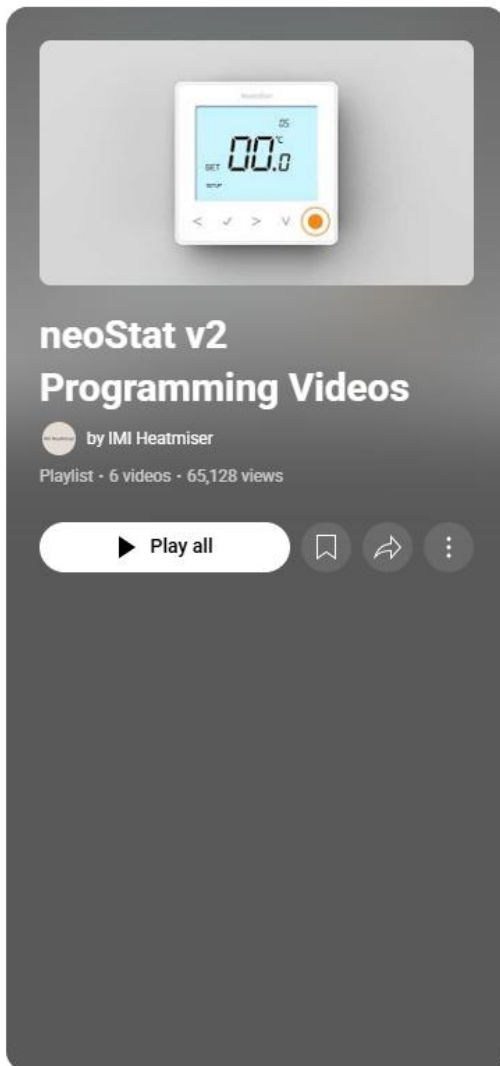














Using your Underfloor Heating

There are a series of short videos available on YouTube to help you operate your underfloor heating.

Take a look at them at the link [HERE](#)



- 1  **Using Optimum Start on your neoStat v2**
IMI Heatmiser • 25K views • 7 years ago
0:49
- 2  **Using the Hold Feature on your neoStat v2**
IMI Heatmiser • 19K views • 7 years ago
0:53
- 3  **Resetting your neoStat v2**
IMI Heatmiser • 45K views • 7 years ago
0:33
- 4  **Programming Comfort Levels on the Heatmiser neoStat v2**
IMI Heatmiser • 142K views • 6 years ago
2:19
- 5  **Setting the Holiday on your neoStat V2**
IMI Heatmiser • 7.9K views • 6 years ago
0:56
- 6  **Enabling Key Lock on the neoStat v2**
IMI Heatmiser • 11K views • 6 years ago
0:46