



DURACELL[®] ENERGY

Consumer's App Guide



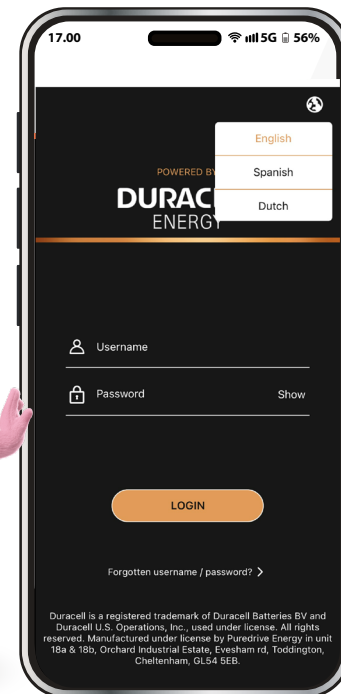
App Guide

Contents

1. Select Language	2
2. Live Usage	3
3. Battery Status Modes	4
4. Mode Definitions & Uses	5
5. How to Use & Control Charging Sessions	6
6. App Menu	7
7. Energy Summary	7
8. System Overview	8
9. Scheduled Control	9

1. Select Language

The app works in Spanish, Dutch and English. Choose your language here.



Get the App!



App Guide

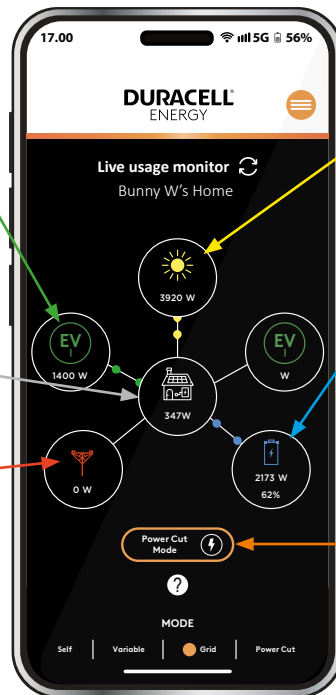
2. Live Usage

This is the live usage page. On this page you can view the live readings of your system.

EV bubbles: This bubble is for the DuraCharger. This is the only interactable bubble in the live monitor page. In this bubble, you can set different modes for the EV charger.

House bubble: This bubble shows you how much energy the home is consuming.

Grid bubble: This bubble shows you how much you are consuming from - or giving back to the grid. (Grid reading will display as 0 if actual figure is between +100 and -100.)



PV bubble: This bubble shows the PV readings. The readings should always be positive and should not contain negative readings. If readings are negative, contact customer support.

Battery bubble: This bubble shows how much the battery is consuming/supplying the house and current battery percentage.

Power Cut Button: Initiates the Power Cut mode so is useful in the event of expected extreme weather etc. This mode will charge the battery up to 100% and hold it for 24 hours until it detects a power cut. When a power cut is detected, the battery will discharge to the critical loads of the house. If it doesn't detect a power cut during the 24-hour period, it returns to regular functionality.



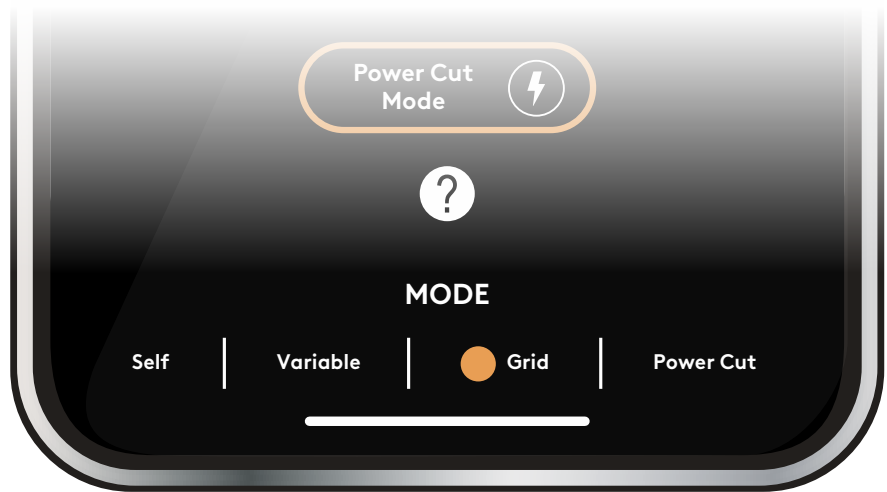
Please scan this QR code to find this document in alternative languages

App Guide

3. Battery Status Modes

The four modes at the bottom of the page indicate the status of the battery.

- Self: Standard solar/battery operation.
- Variable: Your battery is operating on a Variable Rate Tariff, charging with inexpensive energy and saving you money.
- Grid: Your battery is supporting the grid and earning you money.
- Power Cut: Your battery is in power cut mode, refer to 'Power Cut Button' description on page 1.



App Guide

4. Mode Definitions & Uses



PureGreen

Allows you to charge your EV using only green energy.

- PureGreen cannot be combined with any other Modes.

GreenBoost

Allows you to charge your EV partially with green energy and grid energy.

- Works on its own
- Combine with Timed Boost
- Combine with TimedBoost AND Smart Mode.

Smart

Allows you to charge using a Variable Rate Tariff.

- Smart MUST be used with Timed Boost.
- Combine with Timed Boost AND GreenBoost.

Timed Boost

Allows you to set custom charge rate and time.

- Works on its own
- Combine with TimedBoost AND GreenBoost.
- Combine with Smart Mode.

Default

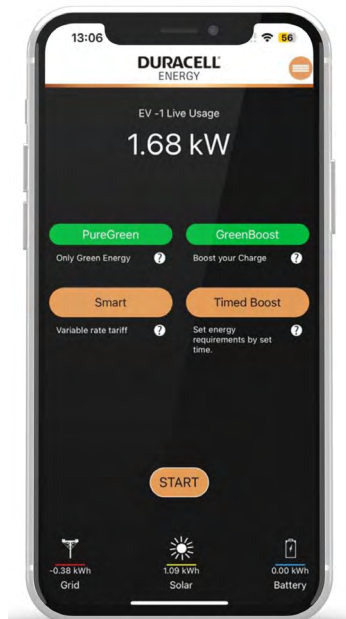
Simple Plug and Charge.

- Default cannot be combined with any other Modes.

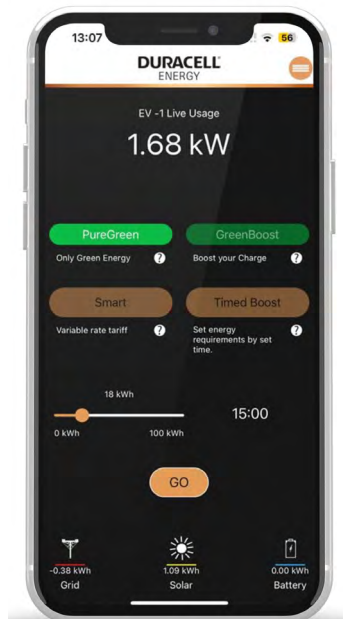
To be able to use The EV Charger, the **session** must start. Once the session is started, you can set to your preferred modes and press go. If you want to stop the charger, you need to stop the session.

App Guide

5. How to Use & Control Charging Sessions



Select 'Start'



Select Mode(s), Select 'Go'



To End Charging, Select 'Stop'



To change charging session mode whilst in another mode:
Deselect current mode(s)
Select desired new mode(s)
Press 'Go'

App Guide

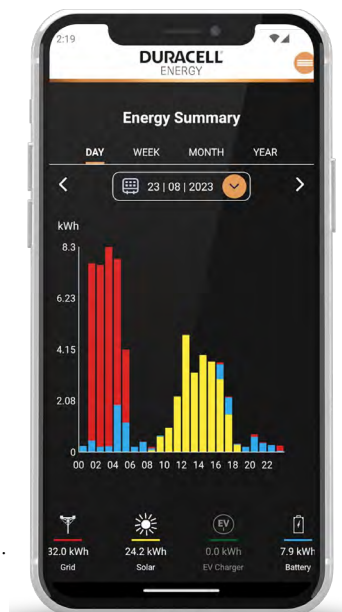
6. App Menu



These are the overviews of what each page demonstrates.

- Live Usage Monitor – This page will give you a live monitor of your system - page 3.
- Energy Summary – This page will give you a historical overview of your consumption - page 7.
- System Overview – This page will give you a historical system overview - page 8.
- Green Report – This page will give you a calculated green report of the previous month.
- Additional Support – This page will provide the customer additional information on where/who they can contact to opt into Variable rate Tariffs.
- Account Information – This page will provide your User Account information.

7. Energy Summary



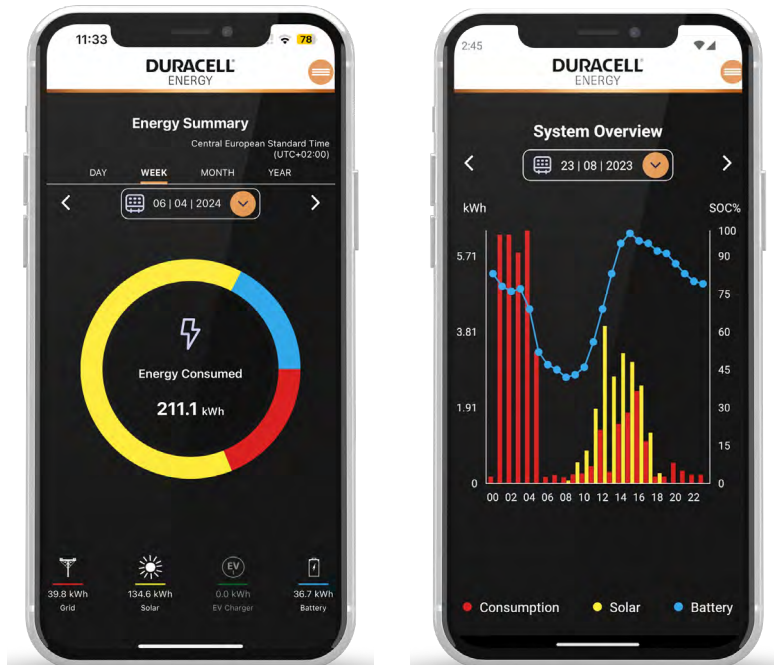
The energy summary is a historic report of your total system energy summary breakdown. This is split up into different colors highlighting the different energy sources.

Grid
Solar
Battery
EV Charger

You change the dates from which to see your total energy summary breakdown using the yellow dropdown above. Furthermore, using the tabs on the top, you can see the weekly, monthly, and yearly energy usage breakdowns also. An example is shown on the next page.

App Guide

8. System Overview



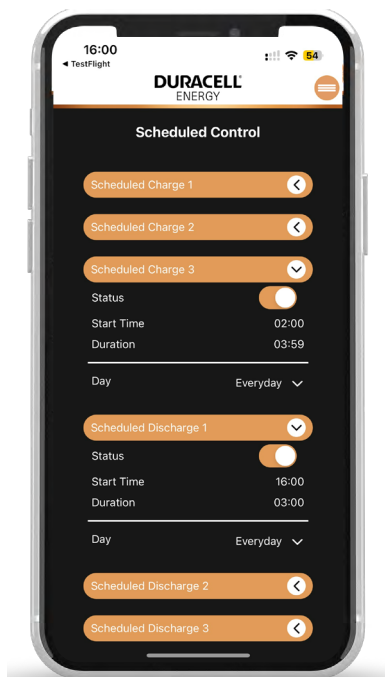
Whilst the Energy Summary page displays the grid consumption, System Overview outlines only the house consumption.

There are three different readings on this page:

- The house consumption.
- The Solar generation.
- The State of Charge (SOC) of the battery.

You can change the dates displayed in your System Overview breakdown using the calendar dropdown at the top of the page.

9. Scheduled Control



This page is to set Scheduled Control for the batteries.

There are three 'Charging Blocks' and three 'Discharging Blocks'.


Each block has **four** customizable parameters.

Status: Toggle this is to enable or disable this particular block.

Start Time: This parameter is to input the start time of a particular control block.

Duration: This parameter is to input the duration of a particular control block.

Days: This parameter is to set at what particular day you would like the control block to initiate control. The homeowner can set it to "Everyday", "Weekdays", "Weekends", "Monday", "Tuesday", "Wednesday", "Thursday", "Friday", "Saturday", and "Sunday".



Dura5 Home Battery

Wall-Mount or Stack

This 5.12kWh battery utilises the safest and highest performing chemistry; lithium iron phosphate.

The Dura5 boasts a 10 year warranty and 1C operation allowing you to charge each battery by 100A.

Notes

Lined area for notes.

DURACELL[®] ENERGY



Get in touch...

@ customerservices@duracellenergy.com

01386 577845

www.duracellenergy.com

Duracell is a registered trademark of Duracell Batteries BV and Duracell U.S. Operations, Inc., used under license. All rights reserved.
Manufactured under license and warranty supported by Puredrive Energy Limited in Toddington, UK.

